

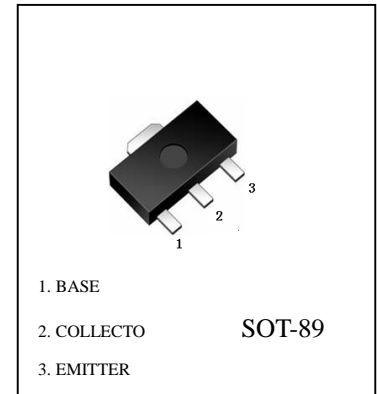
## BCX54/BCX55/BCX56 (NPN)

### FEATURES

- For AF driver and output stages
- High collector current
- Low collector-emitter saturation voltage
- Complementary types:BCX51...BCX53(PNP)

### ORDERING INFORMATION

Type No.	Marking	Package Code
BCX54	BA	SOT-89
BCX54-10	BC	SOT-89
BCX54-16	BD	SOT-89
BCX55	BE	SOT-89
BCX55-10	BG	SOT-89
BCX55-16	BM	SOT-89
BCX56	BH	SOT-89
BCX56-10	BK	SOT-89
BCX56-16	BL	SOT-89



### MAXIMUM RATING @ Ta=25°C unless otherwise specified

Symbol	Parameter	Value	Unit
$V_{CBO}$	Collector-Base Voltage	BCX54	45
		BCX55	60
		BCX56	100
$V_{CEO}$	Collector-Emitter Voltage	BCX54	45
		BCX55	60
		BCX56	80
$V_{EBO}$	Emitter-Base Voltage	5	V
$I_C$	DC Collector Current	1	A
$I_{CM}$	Peak Collector Current	1.5	A
$I_B$	Base current	100	mA
$I_{BM}$	Peak base current	200	mA
$P_{tot}$	Total power dissipation, $T_S=130^\circ\text{C}$	1	W
$T_j, T_{stg}$	Junction and Storage Temperature	-65 to +150	$^\circ\text{C}$

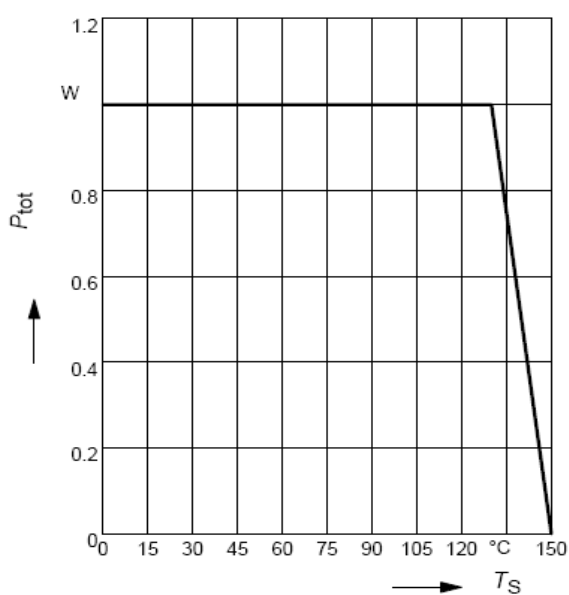
# BCX54/BCX55/BCX56 TRANSISTOR (NPN)

ELECTRICAL CHARACTERISTICS @ Ta=25°C unless otherwise specified

Parameter	Symbol	Test conditions	MIN	MAX	UNIT
Collector-base breakdown voltage	$V_{(BR)CBO}$	$I_C=100\mu A, I_B=0$ BCX54 BCX55 BCX56	45 60 100		V
Collector-emitter breakdown voltage	$V_{(BR)CEO}$	$I_C=10mA, I_B=0$ BCX54 BCX55 BCX56	45 60 80		V
Emitter-base breakdown voltage	$V_{(BR)EBO}$	$I_E=10\mu A, I_C=0$	5		V
Collector cut-off current	$I_{CBO}$	$V_{CB}=30V, I_E=0$		100	nA
		$V_{CB}=30V, I_E=0, T_A=150^\circ C$		20	$\mu A$
DC current gain	$h_{FE}$	$V_{CE}=2V, I_C=5mA$	25		
		$V_{CE}=2V, I_C=150mA$	40	250	
		$V_{CE}=2V, I_C=500mA$	25		
Collector-emitter saturation voltage	$V_{CE(sat)}$	$I_C=500mA, I_B=50mA$		0.5	V
Base-emitter voltage	$V_{BE}$	$I_C=500mA, V_{CE}=2V$		1	V
Transition frequency	$f_T$	$V_{CE}=10V, I_C=50mA, f=20MHz$	100		MHz

## Typical Characteristics

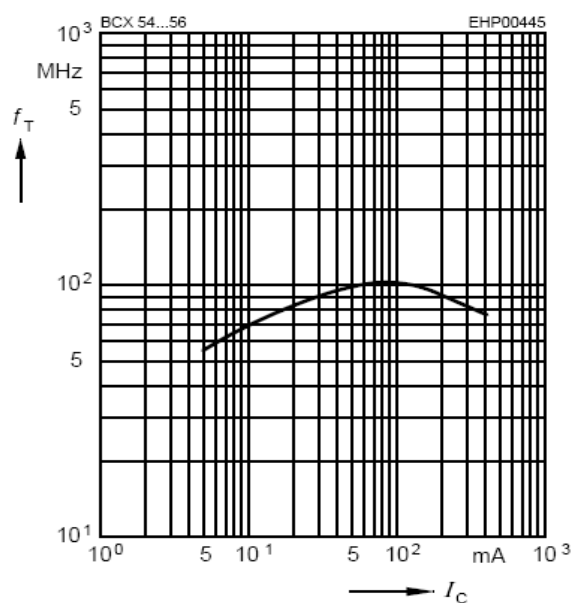
Total power dissipation  $P_{tot} = f(T_S)$



## BCX54/BCX55/BCX56

Transition frequency  $f_T = f(I_C)$

$V_{CE} = 10V$

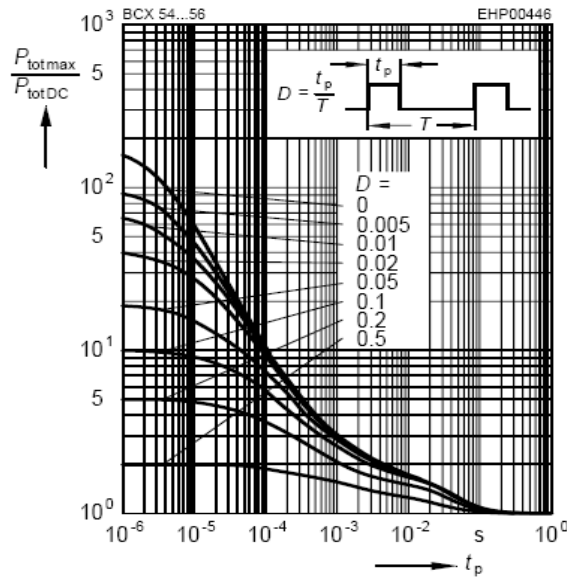


## Typical Characteristics

## BCX54/BCX55/BCX56

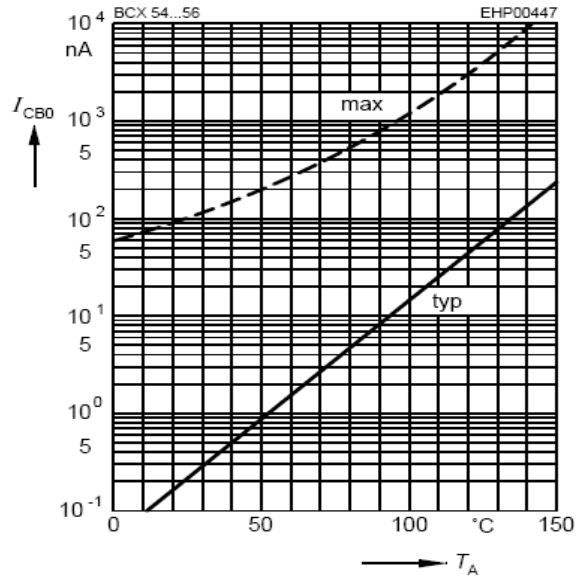
### Permissible pulse load

$$P_{\text{totmax}} / P_{\text{totDC}} = f(t_p)$$



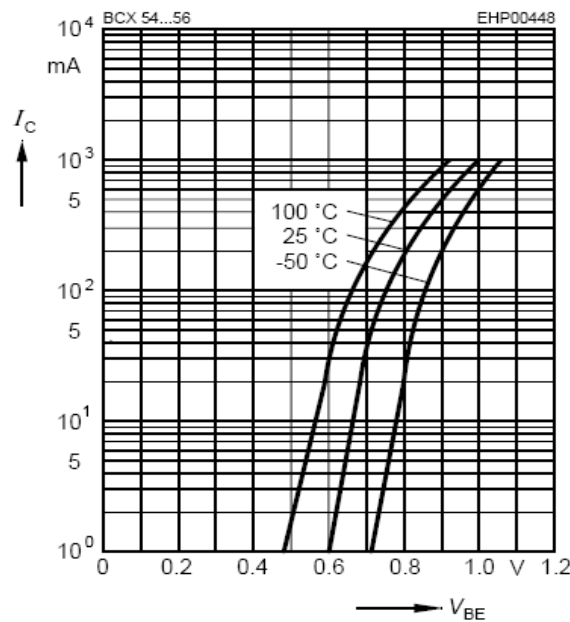
### Collector cutoff current $I_{\text{CBO}} = f(T_A)$

$$V_{\text{CB}} = 30\text{V}$$



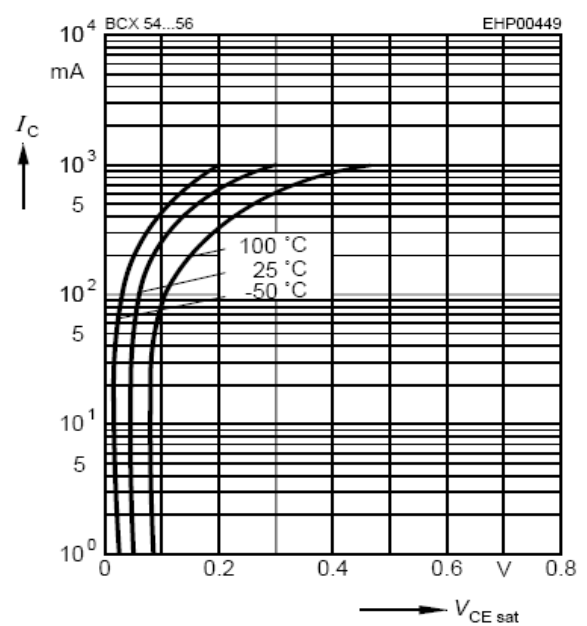
### Collector current $I_C = f(V_{\text{BE}})$

$$V_{\text{CE}} = 2\text{V}$$



### Collector-emitter saturation voltage

$$I_C = f(V_{\text{CEsat}}), h_{\text{FE}} = 10$$

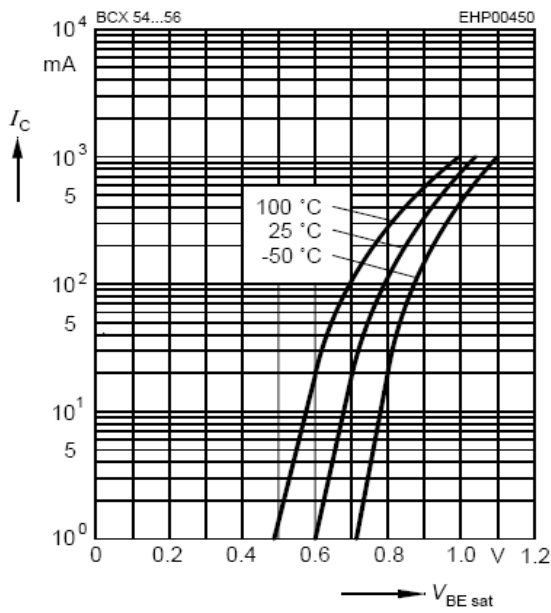


## Typical Characteristics

## BCX54/BCX55/BCX56

### Base-emitter saturation voltage

$$I_C = f(V_{BE\text{sat}}), h_{FE} = 10$$



### DC current gain $h_{FE} = f(I_C)$

$$V_{CE} = 2V$$

